


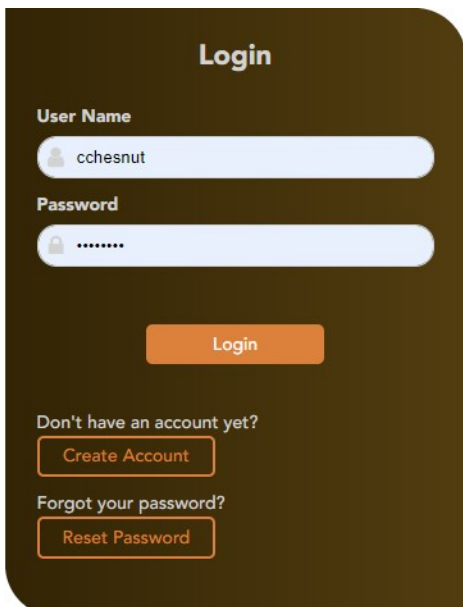
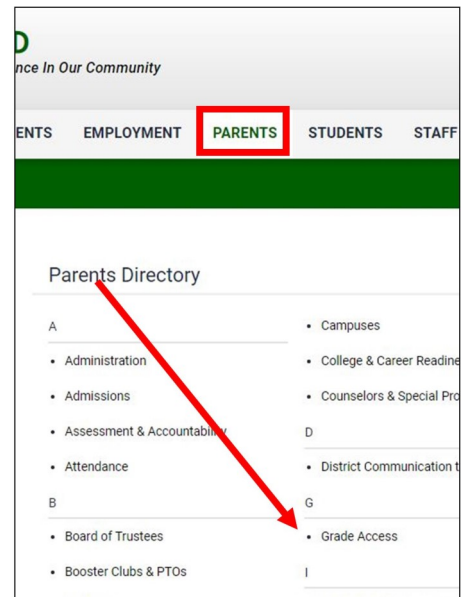
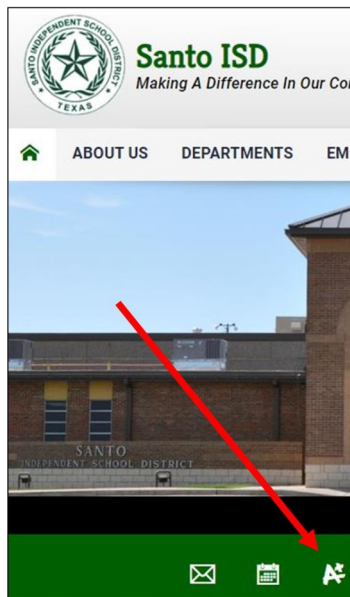
Parent Quick Start Guide

Please Read Before Beginning

Returning Parents (those with txConnect ParentPortal accounts) should click [Login](#) and use their current user name & password. Please verify your information, continuing to follow the handout.

Parents with students new to Santo ISD (newly-enrolled) or WITHOUT txConnect ParentPortal access should follow the instructions below to set up a new account on ASCENDER ParentPortal.

Go to www.santoisd.net to access ASCENDER ParentPortal.



The ASCENDER ParentPortal (APP) screen should appear.

← Return to Login

Create Account

Only create 1 account per username & email; multiple students in household can be added to account

User Information Select Question Complete

User Information

User Name

Password

Re-enter Password

Email Address

Mobile Number (10 digits)

Next Cancel

User Name Requirements

- 6-25 alphanumeric characters
- Unique (no one else in district is using it)
- Not case-sensitive

Password Requirements

- 8-64 alphanumeric characters
- 3 of the following: uppercase, lowercase, numeric, special characters
- Case-sensitive

Email Address/Mobile Number

- Cannot enter an email or mobile already in use

← Return to Login

Create Account

User Information **Select Question** Complete

Select Question:

This information will assist you in resetting a lost password.

Select Question:

Answer:

Back Next

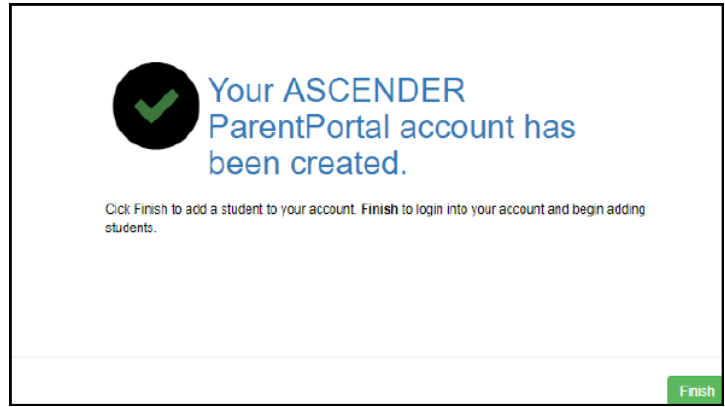
Security Question

- Select a preset question or create your own

Important

- Case-sensitive
- Be sure to select a question for which you will remember the answer easily
- This is the question you will use to recover your password

SISD staff cannot help you recover your password. See



Verification Notices

- You will receive an email notification message containing a verification link. If you do not receive a message, please see the FAQ Info on Page ??.
- If you entered a mobile number, you will receive a text message containing a verification code.

APP Student Portal ID & Student DOB

On the Summary page, you can to “Enroll a New Student” or “Link an Enrolled Student”. Choose “Link an Enrolled Student”. Type the ParentPortal ID provided by your student’s campus. If you do not have or cannot find this ID, please contact the student’s campus. The ID is case-sensitive.

Type the student’s complete birth date. The date of birth must match the birth date in the student’s record at the campus. Click add; repeat for as many students as you have NEWLY enrolled in your household.

Summary

Campus Message

Hallie Ann Davidson
Rodeo High School
Attendance Alerts: 2
Grade Alerts: 0

Harlee Jean Rose Davidson
Rodeo High School
Attendance Alerts: 0
Grade Alerts: 0

Ryder Harley Davidson
Rodeo High School
Attendance Alerts: 0
Grade Alerts: 0

Class Schedule

Period	Course	Instructor	Room	Last Updated	Current Average	Today's Attendance
2	PRE-CALCULUS	FEHRENBACH, R DONNA	205	02/27/2020	98	02:37 PM 03/03/2020
3	ENG III AP	FRITZ, ANN EMMA	112			
4	PHYSICS	KINGSTON, D KAYLEE	406			
6	HORTICULTURE	JOHNSON, WAYNE KARI	AG1			
7	US HISTORY AP	NESBIT, KYLE MARIE	303			
8	PE SUB ATH 3	KIPP, LOUISA KAYLYND	GYM			

Copyright © 2019 by the Texas Computer Cooperative. All rights reserved. Host: 216.213.255.74

Summary Screen

*See the ASCENDER Parent Guide for more detailed information about the different options available in the Navigation menu

Parent Alerts

By default, APP automatically subscribes you to two alerts: unexcused absence, first occurrence of the day and failing grade alerts. You can change your alerts subscription at any time. Alerts must be set for each student on your account and can differ between students, if needed.

You can choose to receive alerts by **email** (full alert message), by **text** (notification of unread alert—must login to APP to view full alert text), or **no alert** (will still be able to view alerts once you've logged on to the ParentPortal).

Alert Type	Attendance Alerts	Class Average Alerts	Assignment Grade Alerts
Alert Choices	Unexcused Absences Excused Absences Tardies	Default setting for each course is 70 Can set custom threshold	Default setting for each grade is 70 Can set custom threshold Incomplete grade notification option Missing grade notification option
Delivery Options	No Alert First Occurrence Only All Occurrences	Yes or No	Yes or no